

# Advanced 3G/HD/SD-SDI Monitoring with 4K Support

## WFM8300 • WFM8200 Datasheet



This video/audio/data monitor and analyzer all-in-one platform provides flexible options and field installable upgrades to monitor a diverse variety of video and audio formats. Support for video formats includes 4K/UHDTV1 (4096×2160 and 3840×2160), 3G-SDI, Dual Link, HD-SDI and composite analog. Support for audio formats includes Dolby E, Dolby Digital Plus, Dolby Digital, AES/EBU, embedded audio and analog audio.

### Key features

- Video/audio/data monitor and analyzer – all-in-one platform
  - WFM8300 and WFM8200 come standard with auto-detection of HD/SD-SDI and multiple Dual Link video formats
  - Square Division and 2-Sample Interleave 4K/UHDTV1 format support (requires Options 4K, 3G and 2SDI)
  - Optional capabilities include 3G-SDI (Level A and Level B) formats support (Option 3G), composite analog video support (Option CPS), as well as analog and digital audio (Option AD) and Dolby E, Dolby Digital Plus, and Dolby Digital audio (Option DPE) decoding and monitoring
  - WFM8300 also comes standard with Simultaneous Input Monitoring capability, ANC Data Inspector, and numerical/graphical display of A/V delay for analog, digital audio (Option AD), and Dolby (Option DPE)
  - Multiple Input Mode allows monitoring of 2 to 4 SDI inputs simultaneously (4-input mode requires Option 2SDI)
- Superior physical layer signal integrity analyzer
  - Most accurate 3G-SDI jitter waveform display and eye pattern display in the waveform series and patented cable length measurement (WFM8300 Option PHY with Option 3G or WFM8200 Option PHY3 with Option 3G)
  - Most comprehensive eye pattern measurements including eye amplitude, rise/fall time, and overshoot/undershoot measurements as well as jitter waveform display (WFM8300 Option PHY or WFM8200 Option PHY3)
  - Field-upgradeable HD/SD-SDI eye pattern input module to full 3G-SDI and HD/SD-SDI support with the purchase of an upgrade key (WFM830UP Option 3G or WFM820UP Option 3G)
- Black picture and patented frozen picture detection (3G/HD/ SD-SDI formats)
- Patented Timing display with inter-channel timing of Quad Link signals in 4K mode
- HDR graticules and HDR zebra overlay for HDR content creation (Option PROD)
- Patented Spearhead display and Luma Qualified Vector (LQV™) display facilitate precise color adjustment for post production applications (Option PROD)
- Patented Diamond and Arrowhead displays for gamut monitoring
- Colorimetry support for ITU-R BT.2020 (4K/UHDTV1) or ITU-R BT.709 (HD) colorspace within the waveform, vector, and gamut displays
- Most comprehensive audio monitoring (Option AD or DPE)
  - Multichannel Surround Sound <sup>1</sup> display and flexible Lissajous display with audio level readouts
  - Audio Loudness monitoring to ITU-R BS.1770-3 with audio trigger start/stop functions via GPI or Timecode (Option AD or DPE)
  - Comprehensive Dolby metadata decode and display (Option DPE)
  - Dolby E Guard Band meter with user-defined limits (Option DPE)
- Most comprehensive ANC data monitoring
  - Simultaneous CEA708/608 Closed Caption, ARIB STD-B37 Closed Caption, Teletext, SMPTE 2031, and OP47 subtitle decode and monitoring
  - Detect and decode ANC data including AFD, WSS, Video Index, TSID, V-Chip, Broadcast Flag/CGMS-A, VITC, LTC, and ANC TC
  - ARIB STD-B35/B37/B39, TR-B22, and TR-B23 support

<sup>1</sup> Audio Surround Sound Display licensed from RTW (RTW GmbH & Co. KG).

- Most in-depth digital data analysis helps quickly resolve difficult content quality and reliability issues (standard WFM8300 or WFM8200 with Option DAT)
- Unmatched display versatility
  - FlexVu™, the most flexible four-tile display, tailors to various application needs to increase productivity
  - Standard and user-definable Safe Area Graticules facilitate editing and format conversions tasks, reducing the need for rework
  - Active Format Description (AFD) detect, decode, and automatically adjusted graticule on picture display enable easy identification of aspect-ratio related issues
- Unmatched usability
  - CaptureVu® advanced video frame data capture simplifies troubleshooting and equipment setup
  - 32 instrument presets for quick recall of commonly used configurations tailored to engineers or operators
  - Front-panel USB port enables easy transfer of presets, captured video frame data, screenshots, and error log
  - Front-panel headphone port enables quick verification of selected audio pair
  - Intuitive menu structure and context-sensitive help
  - Extensive alarms, status reporting, and error logging
  - Bright, crisp, high-resolution LED backlight display
  - SNMP and Ethernet remote interface capabilities and GPI control facilitate centralized monitoring and control

### Applications

- Monitoring and compliance checking in content distribution and broadcast
- Quality control in content production and post production
- Equipment/system qualification and troubleshooting for installation and maintenance of content creation and distribution facilities
- Research and development of professional video equipment

### WFM8300 waveform monitor

The measurement and monitoring capabilities of the WFM8300 provide precision capabilities such as physical layer measurements, digital data analysis (including ANC Data Inspector), A/V delay measurement, and in-depth simultaneous input monitoring, making it the brand of choice for applications that require deep signal and content analysis with unquestionable accuracy.

The WFM8300 features the complete range of product family options and comes standard with HD/SD-SDI and Dual Link video format support. It provides high-performance monitoring and measurement for applications for a wide range of formats from Composite Analog to SD-SDI, HD-SDI and 3G-SDI video signals in single, dual and quad-link video formats. The WFM8300 offers support for a variety of audio formats for analog, digital AES/EBU, digital embedded, Dolby Digital, Dolby Digital Plus, and Dolby E.

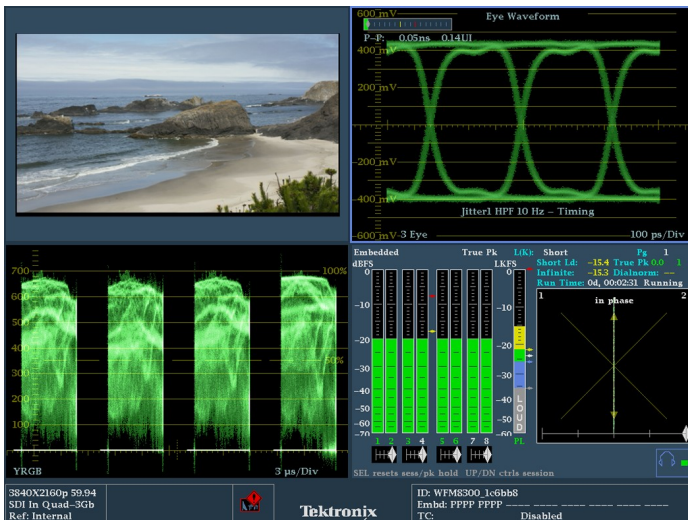


- Video monitoring standards and formats
  - 4K (4096×2160) and UHD TV1 (3840×2160) format - Options 4K, 3G and 2SDI
  - 3G-SDI (Level A and Level B) - Option 3G
  - High Definition SDI - Standard
  - Standard Definition SDI - Standard
  - Dual Link (4:2:2, 4:4:4, alpha channel, 10 bit, 12 bit) - Standard
  - Composite Analog Video - Option CPS
  - Multiple Input Mode 2 SDI inputs - Standard
  - Multiple Input Mode 4 SDI inputs - Option 2SDI
- HDR content creation
  - HDR graticules - Option PROD
  - HDR zebra overlay - Option PROD
  - Graticule range selection (Narrow 64d-940d, Full 0d-1019d) - Option PROD

- Color gamut monitoring
  - Arrowhead display - Standard
  - Diamond and Split Diamond displays - Standard
  - Spearhead display - Option PROD
  - Luma Qualified Vector (LQV™) - Option PROD
- Audio monitoring standards and formats
  - Analog, digital AES/EBU, digital embedded - Option AD
  - Analog and digital including Dolby Digital, Dolby Digital Plus, and Dolby E - Option DPE
- Measurement and analysis
  - Automated eye pattern and jitter measurements - Option PHY
  - Color bar and pathological signal generation - Option PHY
  - Digital data analysis - Standard
  - ANC Data Inspector - Standard
  - Simultaneous input monitoring - Standard
  - 3D video monitoring - Standard
  - Audio/video delay measurement - Standard

## WFM8200 waveform monitor

The WFM8200 provides an ideal solution for advanced monitoring of analog, digital, high frame-rate digital video, and multiple audio formats. This flexible solution comes standard with HD/SD-SDI and Dual Link video monitoring and can be equipped with options and upgrades to monitor 3G-SDI, and/or composite analog video, and/or 4K/UHDTV1 video. The WFM8200 is an intelligent choice that prepares you for format transitions and growing monitoring needs. Available audio options include support for analog, digital AES/EBU, digital embedded, Dolby Digital, Dolby Digital Plus, and Dolby E formats.



- Video monitoring standards and formats
  - 4K (4096×2160) and UHDTV1 (3840×2160) format - Options 4K, 3G and 2SDI
  - 3G-SDI (Level A and Level B) - Option 3G
  - High Definition SDI - Standard
  - Standard Definition SDI - Standard
  - Dual Link (4:2:2, 4:4:4, alpha channel, 10 bit, 12 bit) - Standard
  - Composite Analog Video - Option CPS
  - Multiple Input Mode 2 SDI inputs - Standard
  - Multiple Input Mode 4 SDI inputs - Option 2SDI
- HDR content creation
  - HDR graticules - Option PROD
  - HDR zebra overlay - Option PROD
  - Graticule range selection (Narrow 64d-940d, Full 0d-1019d) - Option PROD
- Color gamut monitoring
  - Arrowhead display - Standard
  - Diamond and Split Diamond displays - Standard
  - Spearhead display - Option PROD
  - Luma Qualified Vector (LQV™) - Option PROD
- Audio monitoring standards and formats
  - Analog, digital AES/EBU, digital embedded - Option AD
  - Analog and digital including Dolby Digital, Dolby Digital Plus, and Dolby E - Option DPE
- Measurement and analysis
  - Automated eye pattern and jitter measurements - Option PHY3
  - Eye pattern display and jitter readouts - Option EYE or PHY3
  - Color bar and pathological signal generation - Option GEN
  - Digital data analysis - Option DAT
  - ANC Data Inspector - Option DAT
  - Simultaneous input monitoring - Option SIM
  - 3D video monitoring - Option 3D
  - Audio/video delay measurement - Option AVD

The WFM8300 and WFM8200 both support flexible combinations of options and field upgrades, providing an excellent solution for multiformat environments while protecting your investment. For complete details regarding option and feature availability by model please refer to the section of this document on ordering information.



Unmatched measurement and monitoring performance for content creation and content distribution

From composite analog to 4K/UHDTV1 digital video – all-in-one platform

These instruments come standard with Dual Link SMPTE 372M compliant monitoring, SMPTE 352M automatic format detection, and selectable display of Alpha Channel, as well as 2K Dual Link monitoring with XYZ Color Space.

To support the latest production trends for 4K/UHDTV1 content as well as DCI 2K content, these instruments provide optional capabilities to monitor the 3G-SDI format and 4K/UHDTV1 format. Option 3G enables monitoring of SMPTE 425M Level A (directly mapped) and Level B (mapped from Dual Link) signals and DCI 2K formats. Option 4K along with Option 3G and Option 2SDI add additional formats for applications that require Quad HD-SDI link, Dual 3G-SDI link and Quad 3G-SDI link support.

For multi-link signals, these instruments allow for monitoring of each single link or the combined Dual or Quad Link (Option 4K with Options 3G and 2SDI) input with a comprehensive set of displays and status reporting tools. The patented Timing display, which measures timing between links of the Dual or Quad Link signal, provides a valuable tool to maintain correct timing between the links. Monitoring display modes such as Waveform, Vector, Gamut, Timing, Status, Picture, and Audio, as well as automated physical-layer measurements and in-depth data analysis are available for 3G-SDI and other input formats. In Quad Link mode, the combination of SDI signals means that only Link 1 and Link 2 ancillary data (including embedded audio) is available in this mode.

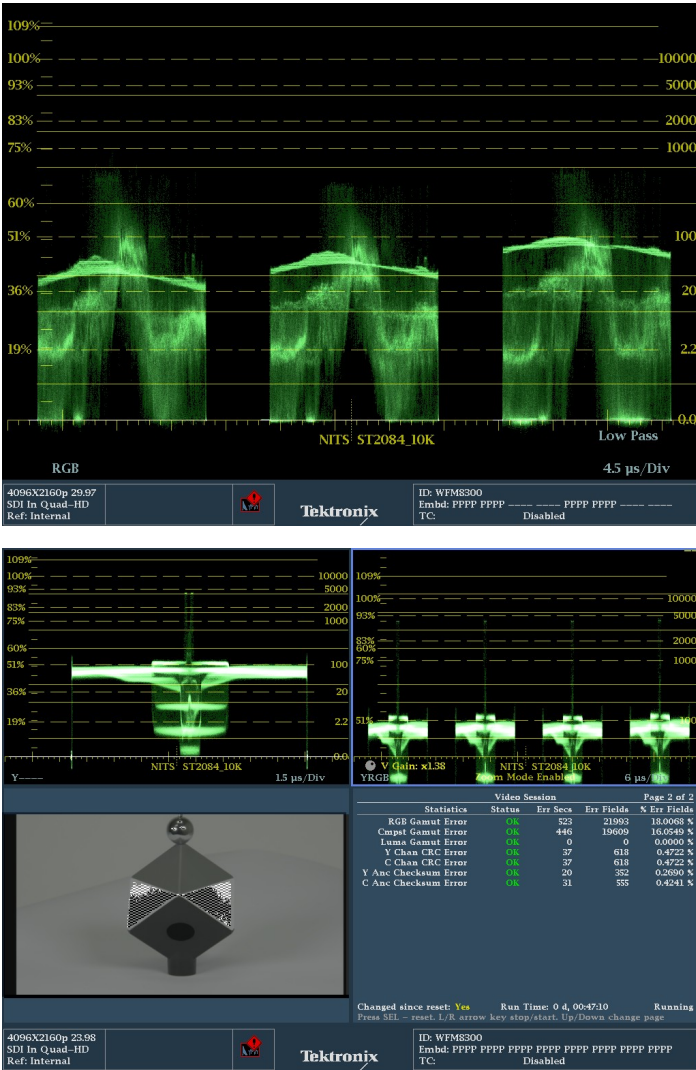
Both instrument models support any combination of video and audio format options, so these instruments excel in multiformat environments and evolve with your needs to protect your investment.

HDR tool set for content creators

The WFM8300 and WFM8200 monitors offer an HDR tool set (Option PROD) for assisting camera operators and editors adjust their content to the correct levels. HDR graticules are available for Hybrid Log Gamma (HLG), SMPTE ST 2084 PQ and Camera log (S-Log1, S-Log2, S-Log3, C Log, Log C, BT.709). ST 2084 HDR is available in Narrow (64d-940d) for 1K, 2K, 4K, 5K and 10K or Full (4d-1019d) for 1K and 10K. Reflectance, Nits, Stops and Code Value are available in HDR modes.

Camera operators can use the graticule lines at 2%, 18% or 90% Reflectance to properly setup camera exposure with a camera test chart of 2% black, 18% gray and 90% white.

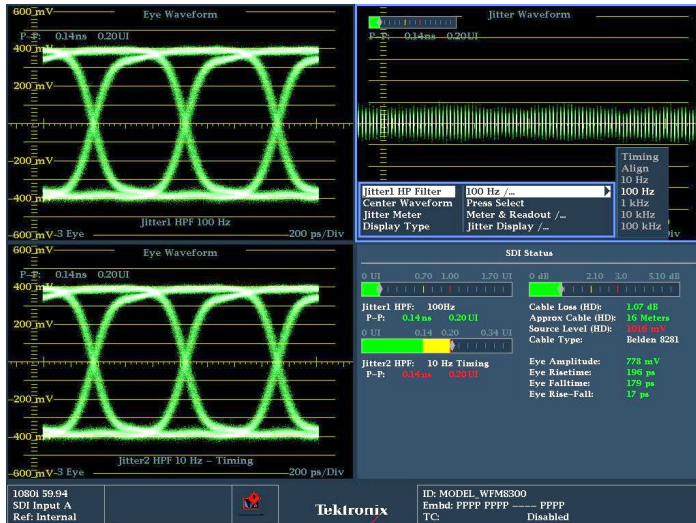
Color editors in post-production can use the Specular highlight magnification feature to quickly balance the color in specular highlights and ensure the detail in the objects with specular highlights. The magnification is called Zoom Mode for 1K and 10K ST.2084 HDR. Amplitude cursors allow users to set the cursor at a specific level to make the scene have the desired look. HDR zebra highlighting in the Picture display allows users to verify the location and the size of the specular highlights.



Most advanced physical layer measurement solutions

The WFM8300 and WFM8200 high-performance waveform monitors offer the most comprehensive physical-layer signal measurements for engineers. When equipped with Option 3G and relevant physical-layer options for each model, these instruments can perform 3G-SDI eye pattern display, jitter measurements, and cable length measurements (Option PHY for WFM8300 or Option EYE or PHY3 for WFM8200).

Options PHY and EYE provide unique capabilities such as reporting jitter levels above 1 UI and providing various jitter filters from 10 Hz to 100 kHz for SD/HD/3G-SDI signals. An easy-to-interpret gauge provides direct readout for jitter measurements. Users can configure timing jitter and alignment jitter readouts to be displayed simultaneously to effectively isolate the sources of jitter. The SDI Status display summarizes key signal parameters such as signal strength, cable loss, and estimated cable length measurements.



With FlexVu™, users can simultaneously display timing jitter and alignment jitter values, cable parameter measurements, and display different eye patterns to help quickly diagnose and resolve problems related to SDI timing jitter or cable attenuation. The infinite persistence mode of the waveform monitor can also be used to more easily view the eye opening of the physical-layer signal.

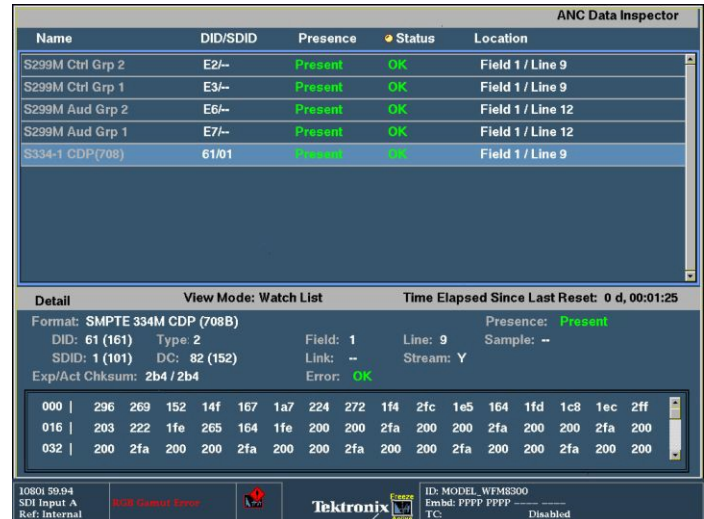
In addition, the WFM8300 (with Option PHY) and WFM8200 (with Option PHY3) can also perform automated eye amplitude, automated rise/fall time, automated overshoot/undershoot measurements, and provide jitter waveform display to view jitter related to line and field rates. All these capabilities help broadcasters and network operators detect and diagnose signal quality problems quickly and efficiently.

WFM8300 (with Option PHY) and WFM8200 (with Option GEN) also include multirate HD/SD-SDI and 3G-SDI (with Option 3G) color bar and pathological signal generation capabilities to provide engineers with a simple signal source for quick signal path verification during system and/or equipment setup and troubleshooting.

## Superior data analysis capabilities for engineers and operators

The new ANC Data Inspector (standard on WFM8300 and available on WFM8200 with Option DAT) provides an industry-leading solution to help broadcasters easily and accurately ensure that all required VANC data is present and correctly configured through an intuitive ANC data display.

In contrast to other solutions, the ANC Data Inspector enables operators to easily and quickly ensure that the VANC data is present and free of errors. When errors are detected, engineers are quickly guided to a more detailed view of the data packet content for further analysis.

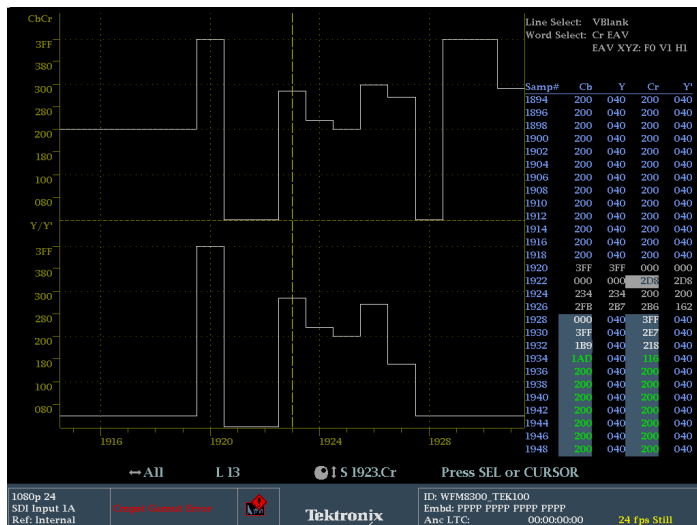


With FlexVu™, each picture display tile can display different CEA708/608 Closed Caption and individual Teletext subtitles. Teletext subtitle pages can be decoded in either WST or OP47 format.

The Auxiliary Data Status display (standard on both the WFM8300 and WFM8200) provides summary information on Active Format Description (AFD) per SMPTE 2016, Video Index Aspect Ratio, Wide Screen Signaling (WSS), V-Chip, TSID, CGMS-A, Broadcast Flag, CEA708/608 Closed Caption, Teletext, and Time Code information.

Today there is a wide array of metadata that provides information to a variety of equipment through the processing chain. Monitoring of this metadata is critical to ensure that the processing equipment correctly handles the signal. For instance, correct format of the AFD ensures that the aspect ratio on the display is correctly formatted and the automated AFD graticule is available for the picture display of the WFM8300 and WFM8200 along with the binary data and text description for easy monitoring.

The WFM8300 and WFM8200 can also monitor Dolby metadata embedded in the Vertical Ancillary (VANC) data space per SMPTE 2020.



The Datalist display, available as standard on the WFM8300 and available as part of Option DAT on the WFM8200, provides detailed information on the actual data values in HD/SD-SDI and 3G-SDI (with Option 3G) input signals. Users can easily use this display to locate protocol errors in the input signals.

The right side of the display shows the data values in hexadecimal, decimal, or binary format and uses the following color coding for easy identification of data types and errors:

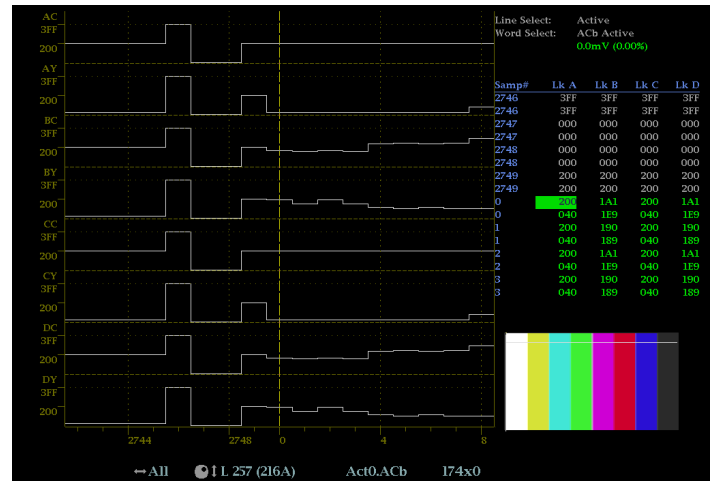
- Green - Active video data
- Blue - Data in horizontal or vertical blanking intervals
- White - EAV, SAV, and other reserved words
- Yellow - Data outside nominally allowed values
- Red - Data with illegal values
- Gold - Switch line
- Blue Background - Ancillary Data Packet

The left side of display shows un-interpolated digital values plotted against sample numbers as a digital waveform. You can configure this unique display in either Video mode or Data mode.

In Video mode, the display shows the Y, Cb, Cr values aligned temporally, but offset vertically. Like the waveform display, you can configure the display to show 1, 2, or all 3 components.

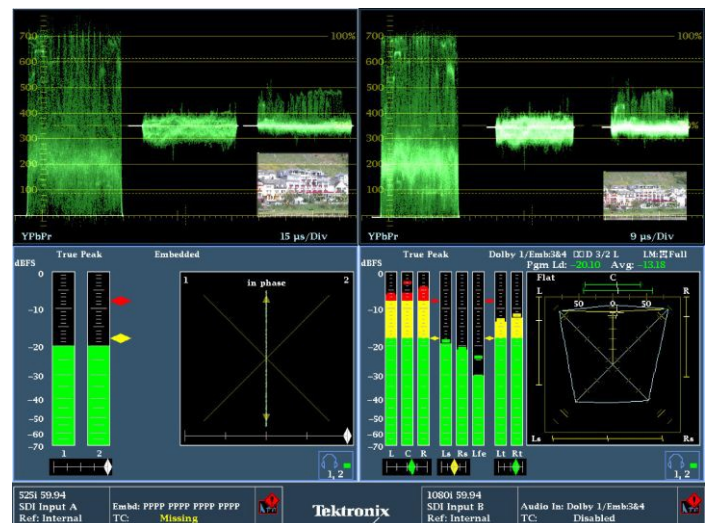
Data values with a blue background represents Ancillary data with indication of DID, SDID/DBN, DC, UDW and Checksum.

In 4K mode, the Datalist display can be used to view all Quad Link signals simultaneously or to view individual links.

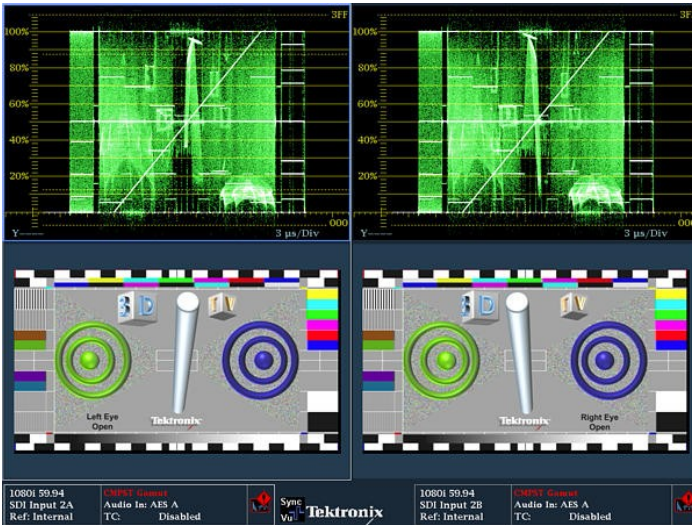


## Full-featured Simultaneous Input Monitoring boosts versatility (3G/HD/SD-SDI)

The Simultaneous Input Monitoring (SIM) capability (standard on the WFM8300 and available with Option SIM on the WFM8200) takes multiformat monitoring to a new level. This capability helps operational staff quickly determine if a video quality problem existed in the input signal or arose in their facility. It enables engineering staff to quickly detect, diagnose, and resolve technical problems introduced in a piece of video equipment by comparing the input and output signals at each point in the chain. This feature is also especially helpful when checking for transparency during format conversion.

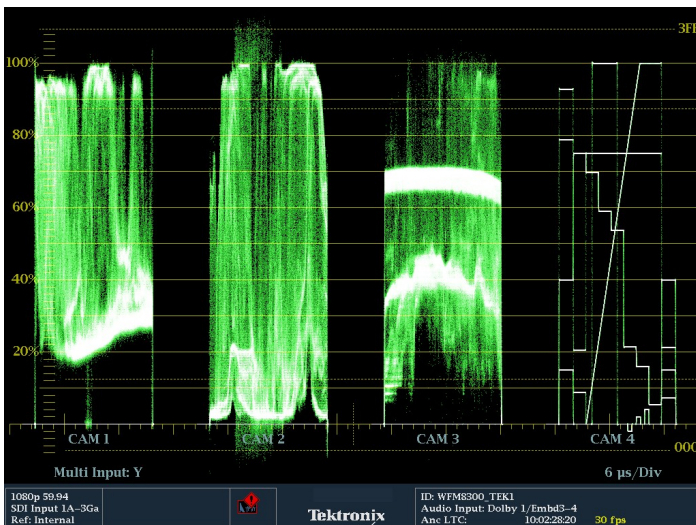






FlexVu™ enables flexible and intuitive configuration of displays from two monitored inputs. User can display simultaneous fault detection, status reporting, alarm generation, and error logging. SIM is ideal for transmission monitoring of simultaneous HD and SD programs. It is also ideal for monitoring stereoscopic 3D content in production and post production applications by simultaneously monitoring the Left Eye signal and the Right Eye signal.

SyncVu™ is used in conjunction with SIM mode for 3D applications when input A is used for the Left Eye and input B is used for the Right Eye (**Note:** SIM is included as part of Option 3D on WFM8200). When SyncVu is enabled, the Left and Right Tile displays are synchronized, so that if a Picture Tile is selected for Tile 1, automatically Tile 2 displays a Picture Tile in exactly the same mode as Tile 1. This enables the user to quickly configure the instrument identically for Left and Right Eye 3D monitoring.

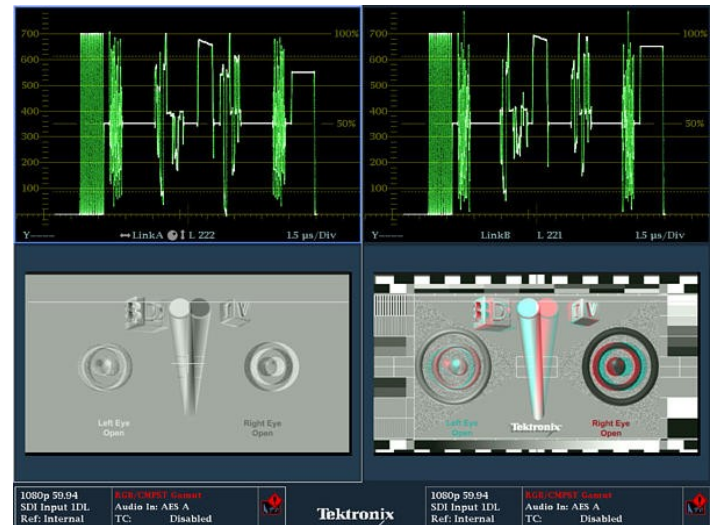


Multiple Input mode can be used to monitor up to 4 SDI inputs simultaneously when in Full Screen mode (4-input mode requires Option 2SDI). This type of display is ideal for camera balance applications where the user wishes to check the video level across multiple inputs. This Multiple Input mode is available within Waveform, Vector, Lightning, Diamond, Arrowhead, and Spearhead (with Option PROD) display modes, allowing for the comparison of video inputs across a wide variety of these displays.

The instrument can also be set to either BT.709 or BT.2020 colorimetry for all of these display modes.

### 3D measurement and monitoring

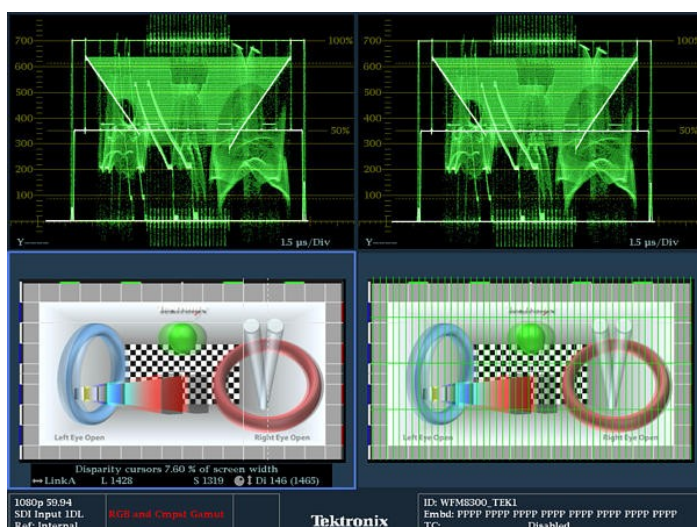
The 3D measurements and displays are standard on the WFM8300 and available as Option 3D on the WFM8200. A 3D image is comprised of a Left Eye and Right Eye view feed as two separate HD-SDI signals or combined within a 3G Level B format. Additionally, a 3D signal can be carried within a single SDI signal as a left and right image Side by Side, Top/Bottom, or Field Interlace. Within the instrument a variety of different 3D monitoring modes are available to assist the user in determining the difference between the Left Eye and Right Eye views. From this disparity difference between the two left and right images the depth of an object within the image can be determined.



For monitoring purposes a variety of displays can be set up within the Picture mode:

- Difference Map display
- Red/Cyan Anaglyph display
- Green/Magenta Anaglyph display
- Checkerboard display

These modes help the user compare the disparity between the left and right images and can assist in interpreting the depth of the objects within the image.



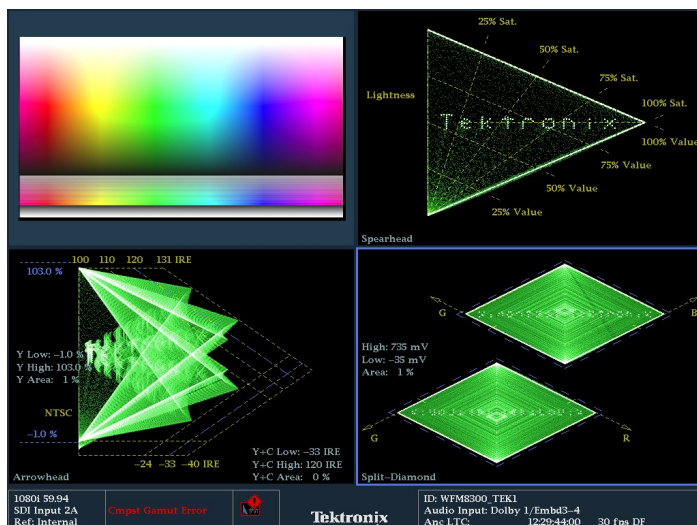
For measurement of the depth of an object within the image a Disparity Grid can be overlaid over the picture with a horizontal disparity between 1 to 15% of screen width and a vertical disparity of 50%, 25%, or 10% that can be selected by the user. The horizontal and vertical position controls allow the Disparity Grid to be moved around within the picture display to gauge the depth of objects within the image.

A set of Disparity Cursors are also available for precise measurement of horizontal disparity of an object between the Left and Right Eye images. Readout is given of the pixel difference between the cursors and the percentage of disparity of an object.

## See and Solve™ displays

See and Solve™ displays simplify video monitoring tasks such as calibration, error detection, and content correction allowing users to detect errors at a glance and troubleshoot them efficiently.

Specialized Session and Status displays provide summarized yet comprehensive reports of conditions and measurements of content parameters.



The Black and Frozen frame detection can be used to alert the operator to a problem in the transmission chain. These and other errors can automatically be logged in the Error Log and provided as a report.

The powerful Error Log is configurable and provides detailed reports for up to 10,000 events that can be downloaded using a web browser or saved through a front panel connection to a USB flash drive. Alarms can also activate ground closures and SNMP traps simplifying centralized monitoring of multiple programs.



The FlexVu™ four-tile display provides maximum flexibility to increase your productivity. Unlike instruments with predetermined view combinations or limited choices, FlexVu™ lets you create a multiview display tailored to your specific needs and work practices. Each tile can be configured to enable easy signal analysis such as multiple alarm and status screens, different Safe Area Graticules and cursors on each tile, and more.

Telestream displays offer the sharpest CRT-like trace quality for clear waveform and vector monitoring without pixelation distortions. The familiar video waveform display can show SD/HD/3G-SDI signals in RGB, YPbPr, YRGB, or composite formats. Signal components can be displayed in either Parade or Overlay mode. For composite analog video, NTSC and PAL signals can be displayed with luma, chroma, and luma+chroma filtering. The vector display offers user-selectable graticules, color targets (75% or 100%), and color axis.

The patented Diamond, Split Diamond, and Arrowhead gamut displays simplify the process of verifying gamut compliance.

The Diamond and Split Diamond displays help easily identify and correct RGB gamut errors in digital video signals. The Arrowhead display saves time in verifying composite gamut compliance for digital video signals. These various trace displays can be shown in either ITU-R BT.709 (HD) or ITU-R BT.2020 (4K/UHDTV1) allowing a user to use the same displays as they transition from HD to 4K/UHD.

User-selectable gamut thresholds let you tailor these displays and the associated gamut alarms to your particular compliance standards.

You can also select bright-up conditions to see the location of gamut errors on the picture display.



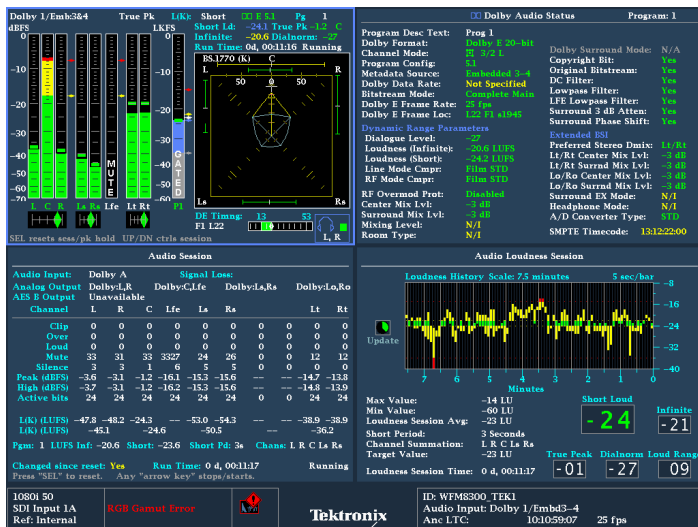
These instruments also feature new optional advanced color gamut monitoring capabilities including the patented Luma Qualified Vector (LQV™) display and Spearhead display which, when used in conjunction with proprietary Diamond and Split Diamond gamut displays, provide the most comprehensive color gamut monitoring tools available for precise color gamut adjustments (Option PROD).

The picture display can simultaneously detect and decode CEA708/608 Closed Caption. Teletext subtitle pages can also be decoded in either 625 formats or using OP47 Ancillary data. Flexible Safe Area Graticules allow for quick placement of graphics, titles, or logos. Using FlexVu™, users can see two or more pictures with different graticules.

The CaptureVu® feature, which is available in single or simultaneous mode, allows users to capture, store, and download the data of a video frame to recreate displays and compare the live signal to captured data for easy troubleshooting of intermittent errors or for analyzing fault conditions at remote sites.

## Complete monitoring tool set for optimum sound quality

The WFM8300 and WFM8200 provide high-quality digital filtering and oversampling to ensure precise, reliable, and repeatable audio measurements. For easy monitoring, audio options provide format auto-detection and flexible mapping of audio inputs to analog or digital audio outputs for connection to external devices.



The Surround Sound<sup>2</sup> display provides intuitive graphical representation of channel interaction in a system. The Bars display provides indicators for faults, audio levels with direct level readouts, and Dolby format information. The flexible Lissajous display allows the selection of any two audio channels. Loudness measurements are made to ITU-R BS.1770-3. A Loudness meter is available within the Audio display that provides Short and Infinite Loudness measurements. Within the configuration menu there are simple Loudness presets for the various standards such as ATSC A/85 2013 (1770-3), EBU R128 2014, ARIB TR-B32, Free TV OP59, and Brazil Ord 354.

<sup>2</sup> Audio Surround Sound Display licensed from RTW (RTW GmbH & Co. KG).

The Loudness session display graphically plots Loudness measurement over time, from 90 seconds to 30 hours. The Loudness measurements can be downloaded through the network or saved to USB for further analysis. To help simplify monitoring, the Audio Loudness session can be started, stopped or reset using GPI or Timecode.

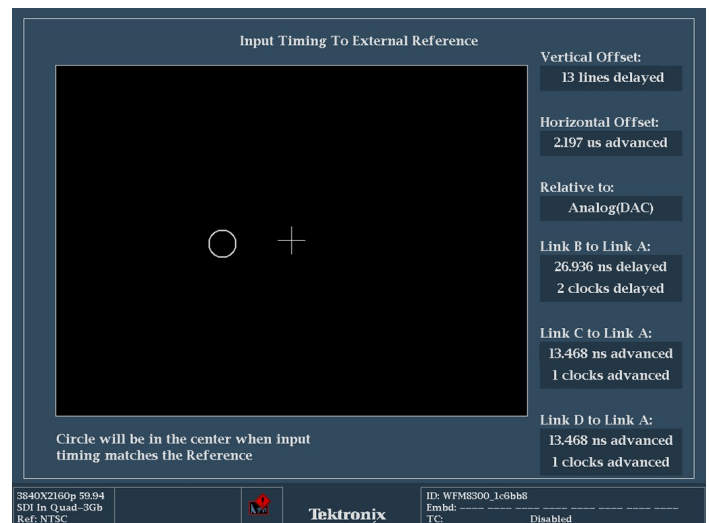
Specialized audio displays provide deeper inspection of the signal and make the WFM8000 Series instruments the most comprehensive waveform and audio monitors available. The audio session displays summarize levels, faults, and number of active bits for each channel. These instruments also feature Audio Control Packet Data and Channel Status displays.

The Dolby Status display (in Option DPE) gives an in-depth view of integrated or VANC metadata and Dolby E Guard Band timing and synchronization.

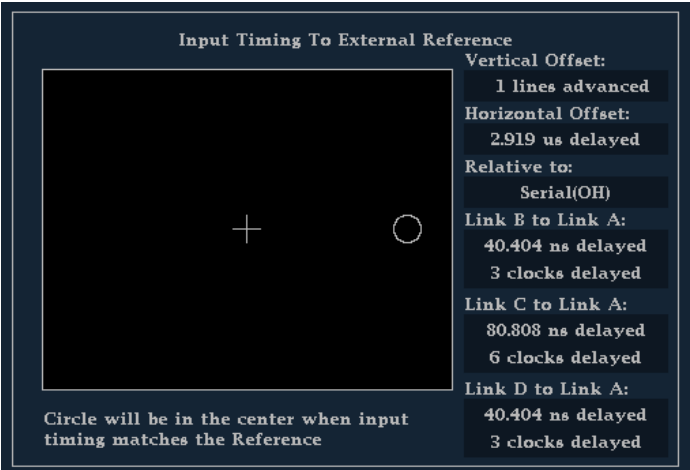
User-configurable thresholds for the Dolby E Guard Band timing measurement (in Option DPE) are available as well as Dolby E Guard Band timing and trigger alarms based on their specific guard band parameters.

## Facility timing made easy

Audio/Video synchronization is an important challenge in the processing of video signals. The WFM8300 or WFM8200 with Option AVD displays the A/V delay on a graphical bar indicator. The measurement readout gives facility engineers the necessary tools to ensure system integrity and facilitate A/V delay compliance. This feature provides out-of-service measurement of A/V delay for analog or digital audio and video formats. A TG8000 or SPG8000 is required to generate the SDI signal which contains the audio and video sequence that can be distributed through the system and measured by the WFM8300 or WFM8200 with Option AVD.



The patented SMPTE RP168 compliant Timing display makes facility timing easy through a simple graphical representation which shows the relative timing of the input signal and the reference signal (or a saved offset reference) on an X-Y axis. The display also shows the timing difference between links on Dual link and Quad link signals to make sure there is reliable multi-link signal transmission. Limits can be set by the user to warn when the inter-channel timing of the Dual Link or Quad link exceeds the threshold.



The Lightning display shows luma and chroma amplitudes and helps users verify component timing using a color bar signal. The patented Bowtie display (standard on both the WFM8300 and WFM8200) complements the timing measurement capability of the Lightning display. Using a special Bowtie test signal in component format, this display helps make precise and accurate measurements of interchannel amplitude and timing. The SCH Phase display helps quickly verify this critical timing parameter of composite analog video signals.

## Formats

### Video input and external reference formats supported

These instruments perform automatic detection of a wide range of signal formats and accept a wide variety of external references. They will automatically detect the signal format and establish the appropriate settings for the various displays.

		External reference inputs											
		Bi-level sync		Tri-level 720p			Tri-level 1080p		Tri-level 1080i			Tri-level 1080 SF	
Input signal		NTSC	PAL	50 Hz	59.94 Hz	60 Hz	23.98 Hz	24 Hz	50 Hz	59.94 Hz	60 Hz	23.98 Hz	24 Hz
Analog	NTSC	x											
	PAL		x										
SD	59.94i	x			x					x			
	50i		x	x					x				
HD/UHDTV1	60p					x		x			x		x
	60i					x		x			x		x
	59.94p	x			x					x			
	59.94i	x			x					x			
	50p		x	x					x				
	50i		x	x					x				
	30p					x					x		
	30psF					x					x		
	29.97p	x			x					x			
	29.97psF	x			x					x			
	25p		x	x					x				
	25psF		x	x					x				
	24p					x		x			x		x
	24psF					x		x			x		x
	23.98p	x			x		x			x		x	
	23.98psF	x			x		x			x		x	

### Supported SDI formats

Link	Format	Sample structure		Bits	Frame/field rates
SD-SDI (525i)	720×486	4:2:2	YCbCr	10b	59.94i
SD-SDI (625i)	720×576	4:2:2	YCbCr	10b	50i
HD-SDI	1920×1080	4:2:2	YCbCr	10b	50/59.94/60i, 23.98/24/25/29.97/30p and psF
	2048×1080	4:2:2	YCbCr	10b	23.98/24/25/29.97/30p and psF
	1280×720	4:2:2	YCbCr	10b	50/59.94/60p, 23.98/24/25/29.97/30p and psF



Link	Format	Sample structure		Bits	Frame/field rates
Dual Link HD-SDI	1920×1080	4:2:2	YCbCr	10b	50/59.94/60p
	1920×1080	4:4:4	YCbCr	10b	50/59.94/60i, 23.98/24/25/29.97/30p and psF
	1920×1080	4:4:4:4	YCbCrA	10b	50/59.94/60i, 23.98/24/25/29.97/30p and psF
	1920×1080	4:4:4	GBR	10b	50/59.94/60i, 23.98/24/25/29.97/30p and psF
	1920×1080	4:4:4:4	GBRA	10b	50/59.94/60i, 23.98/24/25/29.97/30p and psF
	1920×1080	4:4:4	YCbCr	12b	50/59.94/60i, 23.98/24/25/29.97/30p and psF
	1920×1080	4:4:4	GBR	12b	50/59.94/60i, 23.98/24/25/29.97/30p and psF
	1920×1080	4:2:2	YCbCr	12b	50/59.94/60i, 23.98/24/25/29.97/30p and psF
	1920×1080	4:2:2:4	YCbCrA	12b	50/59.94/60i, 23.98/24/25/29.97/30p and psF
	2048×1080	4:2:2	YCbCr	10b	47.95/48/50/59.94/60p
	2048×1080	4:4:4	YCbCr	10b	23.98/24/25/29.97/30p and psF
	2048×1080	4:4:4	GBR	10b	23.98/24/25/29.97/30p and psF
	2048×1080	4:4:4	YCbCr	12b	23.98/24/25/29.97/30p and psF
	2048×1080	4:4:4	GBR	12b	23.98/24/25/29.97/30p and psF
	2048×1080	4:4:4	XYZ	12b	23.98/24/25/29.97/30p and psF
	2048×1080	4:2:2	YCbCr	12b	23.98/24/25/29.97/30p and psF
	2048×1080	4:2:2	YCbCr	10b	47.95/48/50/59.94/60p
3G-SDI Level A (Option 3G)	1920×1080	4:2:2	YCbCr	10b	50/59.94/60p
	2048×1080	4:2:2	YCbCr	10b	47.95/48/50/59.94/60p
	1920×1080	4:4:4	GBR	10b	50/59.94/60i, 23.98/24/25/29.97/30p and psF
	2048×1080	4:4:4	GBR	10b	23.98/24/25/29.97/30p and psF
	1920×1080	4:4:4	GBR	12b	50/59.94/60i, 23.98/24/25/29.97/30p
	2048×1080	4:4:4	GBR	12b	23.98/24/25/29.97/30p and psF
	2048×1080	4:4:4	XYZ	12b	24/25/30p and psF
3G-SDI Level B (Option 3G)	1920×1080	4:2:2	YCbCr	10b	50/59.94/60p
	1920×1080	4:4:4	YCbCr	10b	50/59.94/60i, 23.98/24/25/29.97/30p and psF
	1920×1080	4:4:4:4	YCbCrA	10b	50/59.94/60i, 23.98/24/25/29.97/30p and psF
	1920×1080	4:4:4	GBR	10b	50/59.94/60i, 23.98/24/25/29.97/30p and psF
	1920×1080	4:4:4:4	GBRA	10b	50/59.94/60i, 23.98/24/25/29.97/30p and psF
	1920×1080	4:4:4	YCbCr	12b	50/59.94/60i, 23.98/24/25/29.97/30p and psF
	1920×1080	4:4:4	GBR	12b	50/59.94/60i, 23.98/24/25/29.97/30p and psF
	1920×1080	4:2:2	YCbCr	12b	50/59.94/60i, 23.98/24/25/29.97/30p and psF
	1920×1080	4:2:2:4	YCbCrA	12b	50/59.94/60i, 23.98/24/25/29.97/30p and psF
	2048×1080	4:2:2	YCbCr	10b	47.95/48/50/59.94/60p
	2048×1080	4:4:4	YCbCr	10b	23.98/24/25/29.97/30p and psF
	2048×1080	4:4:4	GBR	10b	23.98/24/25/29.97/30p and psF
	2048×1080	4:4:4	YCbCr	12b	23.98/24/25/29.97/30p and psF
	2048×1080	4:4:4	GBR	12b	23.98/24/25/29.97/30p and psF
	2048×1080	4:4:4	XYZ	12b	23.98/24/25/29.97/30p and psF
	2048×1080	4:2:2	YCbCr	12b	23.98/24/25/29.97/30p and psF
	2× 1080 HD	4:2:2	YCbCr	10b	50/59.94/60i, 23.98/24/25/29.97/30p and psF
	2× 720 HD	4:2:2	YCbCr	10b	50/59.94/60p, 23.98/24/25/29.97/30p

Link	Format	Sample structure		Bits	Frame/field rates
Quad Link HD-SDI, Square Division (Option 4K, 3G, 2SDI)	3840×2160	4:2:2	YCbCr	10b	23.98/24/25/29.97/30p and psF
	4096×2160	4:2:2	YCbCr	10b	23.98/24/25/29.97/30p and psF
Dual Link 3G-SDI Level B (Option 4K, 3G, 2SDI)	3840×2160	4:2:2	YCbCr	10b	23.98/24/25/29.97/30p and psF
	4096×2160	4:2:2	YCbCr	10b	23.98/24/25/29.97/30p and psF
Quad link 3G-SDI Level A, Square Division (Option 4K, 3G, 2SDI)	3840×2160	4:2:2	YCbCr	10b	50/59.94/60p
	3840×2160	4:4:4	GBR	10b	23.98/24/25/29.97/30p and psF
	3840×2160	4:4:4	GBR	12b	23.98/24/25/29.97/30p and psF
	4096×2160	4:2:2	YCbCr	10b	50/59.94/60p
	4096×2160	4:4:4	GBR	10b	23.98/24/25/29.97/30p and psF
	4096×2160	4:4:4	GBR	12b	23.98/24/25/29.97/30p and psF
Quad link 3G-SDI Level B, Square Division (Option 4K, 3G, 2SDI)	3840×2160	4:2:2	YCbCr	10b	50/59.94/60p
	3840×2160	4:4:4	YCbCr	10b	23.98/24/25/29.97/30p and psF
	3840×2160	4:4:4	GBR	10b	23.98/24/25/29.97/30p and psF
	3840×2160	4:4:4	YCbCr	12b	23.98/24/25/29.97/30p and psF
	3840×2160	4:4:4	GBR	12b	23.98/24/25/29.97/30p and psF
	3840×2160	4:2:2	YCbCr	12b	23.98/24/25/29.97/30p and psF
	4096×2160	4:2:2	YCbCr	10b	50/59.94/60p
	4096×2160	4:4:4	YCbCr	10b	23.98/24/25/29.97/30p and psF
	4096×2160	4:4:4	GBR	10b	23.98/24/25/29.97/30p and psF
	4096×2160	4:4:4	YCbCr	12b	23.98/24/25/29.97/30p and psF
	4096×2160	4:4:4	GBR	12b	23.98/24/25/29.97/30p and psF
	4096×2160	4:2:2	YCbCr	12b	23.98/24/25/29.97/30p and psF
Quad link 3G-SDI Level A, Two sample Interleave (Option 4K, 3G, 2SDI)	3840×2160	4:2:2	YCbCr	10b	50/59.94/60p
	4096×2160	4:2:2	YCbCr	10b	50/59.94/60p
Quad link 3G-SDI Level B, Two sample Interleave (Option 4K, 3G, 2SDI)	3840×2160	4:2:2	YCbCr	10b	50/59.94/60p
	4096×2160	4:2:2	YCbCr	10b	50/59.94/60p

# Specifications

All specifications apply to all models and options unless noted otherwise.

## Composite video interface characteristics (Option CPS)

Formats supported	NTSC, NTSC no setup, PAL
Inputs	Two, only one active at a time
Input type	Passive loopthrough BNC, 75 $\Omega$ compensated
Input dynamic range	$\pm 6$ dB (typical)
Maximum operating amplitude	$-1.8$ V to $+2.2$ V, DC + peak AC (typical)
Absolute maximum input voltage	$-6.0$ V to $+6.0$ V, DC + peak AC
DC input impedance	20 k $\Omega$ , nominal
Return loss	>40 dB to 6 MHz, power on (typical) >40 dB to 10 MHz (typical) >46 dB to 6 MHz (typical) 35 dB, power off (standard amplitude video)
Crosstalk between channels	>60 dB to 6 MHz (typical)
Loopthrough isolation	>70 dB to 6 MHz (typical)
DC offset with restore off	<20 mV (typical)
DC restore	50 Hz and 60 Hz
Attenuation	Fast mode >95% attenuation Slow mode <10% attenuation <10% peaking
Slow mode	Typical peaking 8% at 50 Hz and 60 Hz
Lock range	$\pm 50$ ppm remains locked

## External reference characteristics

Input type	Passive loopthrough BNC, 75 $\Omega$ compensated
DC input impedance	15 k $\Omega$ (typical)
Return loss	>40 dB to 6 MHz (typical) >35 dB to 30 MHz (typical)



## User interface characteristics

Display	1024 (H) × 768 (V) pixels LCD
---------	-------------------------------

## Serial digital waveform vertical characteristics

Vertical measurement accuracy	
At X1	±0.5%
At X5	±0.2% of 700 mV full-scale mode
Gain	X1, X2, X5, and X10

## Frequency response characteristics

HD	
Luminance channel (Y)	50 kHz to 30 MHz ±0.5%
Chrominance channels (Pb, Pr)	50 kHz to 15 MHz ±0.5%
SD	
Luminance channel (Y)	50 kHz to 5.75 MHz ±0.5%
Chrominance channels (Pb, Pr)	50 kHz to 2.75 MHz ±0.5%

## Analog composite waveform vertical characteristics (Option CPS)

Vertical measurement accuracy	±1% all gain settings
Gain	X1, X2, X5, and X10
Frequency response	Flat to 5.75 MHz, ±1%

## Waveform horizontal sweep characteristics

Sweep timing accuracy	±0.5%, all rates, fully digital system
Sweep linearity	0.2% of time displayed on screen, fully digital system

## Vector characteristics

Vector amplitude accuracy	±2%
Vector phase accuracy	±2°

**Audio characteristics (optional capability)**

Level meter resolution	0.056 dB steps at 30 dB scale, from full scale to -20 dBFS
User selectable scales	
Analog	dBu, din, nordic, VU, IEEE PPM, BBC scale, and user definable
Digital	dBFS, din, nordic, VU, IEEE PPM, BBC scale, and user definable
Meter ballistics	Selectable from true peak, PPM type 1, PPM type 2, and Extended Vu
Defined/programmable level detection	Mute, clip, user-programmable silence, over

**Digital audio characteristics (Option DPE and AD)**

Inputs	Two sets with 8 channels each, 32-192 kHz, 24 bit; meets requirements of AES 3-ID and SMPTE276M-1995
Characteristics	BNC, 75 $\Omega$ terminated, unbalanced, 0.2 V <sub>p-p</sub> to 2 V <sub>p-p</sub>
Return loss	>25 dB relative to 75 $\Omega$ from 0.1 to 6 MHz (typical)
Outputs	Up to 8 channels, AES 3-ID output, 48 kHz 20 bit for SD embedded, 48 kHz 24 bit for HD embedded, 48 kHz 24 bit for analog to AES. For AES to AES loopthrough, output format equals input format. Meets requirements of SMPTE 276M-1995 (AES 3-ID). For decoded Dolby Digital, output is 24 bits at a rate of 32, 44.1, or 48 kHz for any one decoded pair. For decoded Dolby E, the output is 24 bits at 48 kHz or 47.952 kHz for up to four pairs.
Characteristics	BNC, 75 $\Omega$ terminated, unbalanced, 0.9 V <sub>p-p</sub> to 1.1 V <sub>p-p</sub> into 75 $\Omega$
Return loss (typical)	>25 dB relative to 75 $\Omega$ from 0.1 to 6 MHz
Jitter (typical)	3.5 ns, peak, with 700 Hz high-pass filter per AES specification
Level meter accuracy over frequency	+0.1 dB from 20 Hz to 20 kHz 0 to -40 dBFS, sine wave Peak ballistic mode (except for within 5 Hz of some submultiples of the sampling frequency)

**Analog audio characteristics (Option DPE and AD)**

Inputs	Two sets of six channels each
Characteristics	Balanced, unterminated through to rear panel connector
Outputs	8 channels
Characteristics	Balanced, unterminated through the rear-panel connector
Output level, balanced	+24 dBu $\pm$ 0.5 dB
Crosstalk	<90 dB
Input impedance	24 k (typical)
Digital input to analog output gain accuracy over frequency	$\pm$ 0.5 dB, 20 Hz to 20 kHz, -40 dBFS, 20 or 24 bit inputs
Analog input to analog output gain accuracy over frequency	+0.8 dB, 20 Hz to 20 kHz, 24 dBu to -16 dBu
Output impedance	50 $\Omega$ nominal

**Power characteristics**

Power consumption	110 W, maximum
Voltage range	100 to 240 VAC $\pm 10\%$ ; 50/60 Hz

**Physical characteristics****Dimensions**

Height	133 mm (5.25 in.)
Width	213 mm (8.375 in.)
Depth	464 mm (18.25 in.)

Weight (net)	3.9 kg (8.5 lb.)
--------------	------------------



## Ordering information

### Models

<b>WFM8300</b>	The WFM8300 advanced 3G/HD/SD waveform monitor has 2 SDI inputs (3G-SDI, HD-SDI, and SD-SDI support on the same inputs – auto detect). The base unit includes HD-SDI, SD-SDI, dual link signal formats, simultaneous input monitoring (SIM), advanced data analysis, 3D video monitoring, and audio/video delay measurement (requires an audio option). Option 3G is required for 3G-SDI support.
<b>WFM8200</b>	The WFM8200 3G/HD/SD waveform monitor has 2 SDI inputs (3G-SDI, HD-SDI, and SD-SDI support on the same inputs – auto detect). The base unit includes HD-SDI, SD-SDI, and dual link signal formats. Option 3G is required for 3G-SDI support.
<b>WFM830UP</b>	This field upgrade allows you to upgrade your existing WFM8300 with any of the available WFM8300 options.
<b>WFM820UP</b>	This field upgrade allows you to upgrade your existing WFM8200 with any of the available WFM8200 options.

#### Feature capabilities by model

Feature capability	WFM8300	WFM8200
Video formats and inputs		
HD-SDI / Dual Link / SD-SDI	Standard	Standard
3G-SDI (Level A and Level B)	Option 3G	Option 3G
4K/UHDTV1	Option 4K (requires Options 3G and 2SDI)	Option 4K (requires Options 3G and 2SDI)
4 SDI input monitoring	Option 2SDI <sup>3</sup>	Option 2SDI <sup>3</sup>
Composite PAL/NTSC	Option CPS <sup>3</sup>	Option CPS <sup>3</sup>
Audio formats and inputs		
Embedded and AES digital audio	Option AD or DPE	Option AD or DPE
Analog audio	Option AD or DPE	Option AD or DPE
Dolby E / Dolby Digital Plus / Dolby Digital	Option DPE	Option DPE
Physical layer measurements		
Jitter measurements	Option PHY	Option EYE or PHY3
Eye pattern display	Option PHY	Option EYE or PHY3
Eye pattern auto measurements	Option PHY	Option PHY3
Pathological signal generation	Option PHY	Option GEN
Other advanced capabilities		
HDR tool set (HDR graticules, HDR Zebra overlay)	Option PROD	Option PROD
Advanced color gamut (Spearhead/LQV)	Option PROD	Option PROD
Simultaneous Input Monitoring (SIM)	Standard	Option SIM or 3D
3D video monitoring	Standard	Option 3D
ANC Data Inspector	Standard	Option DAT
Digital data analysis	Standard	Option DAT
Out-of-service AV delay measurement	Standard	Option AVD

<sup>3</sup> Option 2SDI and Option CPS cannot be installed on the same instrument.

## WFM8300 and WFM830UP options

<b>2SDI</b>	<p>Adds additional SDI module (in slot 2) to support up to 4 SDI inputs within multi-mode displays (3G-SDI, HD-SDI, and SD-SDI support on the same inputs – auto detect).</p> <p>Option 3G required for 3G-SDI support.</p> <p>This option cannot be installed on an instrument with option CPS installed.</p>
<b>3G</b>	Adds support for 3G-SDI signal formats (Level A and Level B). (Upgrades are available by a software option key.)
<b>4K</b>	Adds support for 4K/UHDTV1 signal formats (requires Options 3G and 2SDI).
<b>AD</b>	Adds analog audio monitoring (2 sets of 6-channel analog audio inputs and 8-channel analog audio outputs) plus 16 channels, embedded or AES/EBU digital audio support (8 channels at a time), including loudness monitoring.
<b>CPS</b>	<p>Adds support for composite analog video monitoring; 2 composite analog inputs; passiveloopthrough.</p> <p>This option cannot be installed on an instrument with option 2SDI installed.</p>
<b>DPE</b>	Adds option AD capabilities (analog and digital audio – embedded or external AES) plus support for decoding and monitoring Dolby E, Dolby D, and Dolby Digital Plus including loudness monitoring.
<b>PHY</b>	<p>Physical layer measurement package (includes 3G-SDI, HD-SDI, and SD-SDI eye pattern and jitter waveform displays; automated measurements of eye pattern parameters, jitter, and cable parameters; color bar and pathological signal generation).</p> <p>Option 3G required for 3G-SDI support.</p>
<b>PROD</b>	Advanced gamut monitoring package (Spearhead Gamut display and Luma Qualified Vector display) and HDR tool set (HDR gratitudes, HDR Zebra overlay).
<b>4K-PRODPAC<sup>4</sup></b>	A bundle of 4K options that includes product options 4K, 2SDI, 3G, and PROD.
<b>62</b>	Analog audio breakout cable, 6 feet, male 62-pin connectors to 8 XLR male output connectors and 12 XLR female input connectors.

## WFM8200 and WFM820UP options

<b>2SDI</b>	<p>Adds additional SDI module (in slot 2) to support up to 4 SDI inputs within multi-mode displays (3G-SDI, HD-SDI, and SD-SDI support on the same inputs – auto detect).</p> <p>Option 3G required for 3G-SDI support.</p> <p>This option cannot be installed on an instrument with option CPS installed.</p>
<b>3D</b>	3D video monitoring (Left eye/Right eye side by side simultaneous monitoring with SyncVu™).
<b>3G</b>	Adds support for 3G-SDI signal formats (Level A and Level B). (Upgrades are available by a software option key.)
<b>4K</b>	Adds support for 4K/UHDTV1 signal formats (requires Options 3G and 2SDI).
<b>AD</b>	Adds analog audio monitoring (2 sets of 6-channel analog audio inputs and 8-channel analog audio outputs) plus 16 channels, embedded or AES/EBU digital audio support (8 channels at a time), including loudness monitoring.
<b>AVD</b>	Adds support for out-of-service A/V delay measurement. Option AD or DPE required.
<b>CPS</b>	<p>Adds support for composite analog video monitoring; 2 composite analog inputs; passiveloopthrough.</p> <p>This option cannot be installed on an instrument with option 2SDI installed.</p>
<b>DAT</b>	Add advanced 3G / Dual-Link / HD / SD-SDI data analyzer and ancillary data analyzer (Datalist and ANC data Inspector). Option 3G required for 3G-SDI support.
<b>DPE</b>	Adds option AD capabilities (analog and digital audio – embedded or external AES) plus support for decoding and monitoring Dolby E, Dolby D, and Dolby Digital Plus including loudness monitoring.

<sup>4</sup> Not available as a WFM830UP option.

<b>EYE</b>	Eye pattern display and jitter measurement package (includes 3G-SDI, HD-SDI, and SD-SDI eye pattern display; automated measurements of jitter and cable parameters).  Option 3G required for 3G-SDI support.
<b>GEN</b>	Adds 3G/HD/SD-SDI color bar and pathological signal generation capability. Option 3G required for 3G-SDI signal generation capability.
<b>PHY3</b>	Physical layer measurement package (includes automated measurement of 3G/HD/SD eye pattern parameters, jitter, and cable parameters; jitter waveform display). Option 3G required for 3G-SDI physical layer measurements.
<b>PROD</b>	Advanced gamut monitoring package (Spearhead Gamut display and Luma Qualified Vector display) and HDR tool set (HDR graticules, HDR Zebra overlay).
<b>4K-PRODPAC<sup>5</sup></b>	A bundle of 4K options that includes product options 4K, 2SDI, 3G, and PROD.
<b>SIM</b>	Add simultaneous monitoring of two 3G/HD/SD-SDI inputs or one 3G/HD/SD-SDI input and one CPS input. Option 3G required for 3G-SDI format support.
<b>62</b>	Analog audio breakout cable, 6 feet, male 62-pin connectors to 8 XLR male output connectors and 12 XLR female input connectors.

### International power plugs

<b>Opt. A0</b>	North America power plug (115 V, 60 Hz)
<b>Opt. A1</b>	Universal Euro power plug (220 V, 50 Hz)
<b>Opt. A2</b>	United Kingdom power plug (240 V, 50 Hz)
<b>Opt. A3</b>	Australia power plug (240 V, 50 Hz)
<b>Opt. A5</b>	Switzerland power plug (220 V, 50 Hz)
<b>Opt. A6</b>	Japan power plug (100 V, 50/60 Hz)
<b>Opt. A10</b>	China power plug (50 Hz)
<b>Opt. A11</b>	India power plug (50 Hz)
<b>Opt. A12</b>	Brazil power plug (60 Hz)
<b>Opt. A99</b>	No power cord

---

<sup>5</sup> Not available as a WFM820UP option.

## Service options

Opt. C3	Calibration Service 3 Years
Opt. C5	Calibration Service 5 Years
Opt. CA1	Single Calibration or Functional Verification
Opt. D1	Calibration Data Report (not available for WVR8RFP)
Opt. D3	Calibration Data Report 3 Years (with Opt. C3, not available for WVR8RFP)
Opt. D5	Calibration Data Report 5 Years (with Opt. C5, not available for WVR8RFP)
Opt. G3	Complete Care 3 Years (includes loaner, scheduled calibration, and more)
Opt. G5	Complete Care 5 Years (includes loaner, scheduled calibration, and more)
Opt. R3	Repair Service 3 Years (including warranty)
Opt. R3DW	Repair Service Coverage 3 Years (includes product warranty period). 3-year period starts at time of instrument purchase
Opt. R5	Repair Service 5 Years (including warranty)
Opt. R5DW	Repair Service Coverage 5 Years (includes product warranty period). 5-year period starts at time of instrument purchase

## Recommended accessories

WFM7F02	Portable cabinet includes handle, feet, tilt bail, and front-panel cover
WFM Rack-NN	Dual rack cabinet New-New
WFM Rack-ON	Dual rack cabinet Old-New
WFM50F06	Filler blank panel for WFM Rack



WFM8300 front panel





Instrument rear panel with Option CPS



Instrument rear panel with Option 2SDI







**For Further Information.** Telestream maintains a comprehensive, constantly expanding collection of application notes, technical briefs and other resources to help engineers working on the cutting edge of technology. Please visit [www.telestream.net/video](http://www.telestream.net/video) for sales and support contacts.

Copyright © 2019 Telestream, LLC and its Affiliates. All rights reserved. Telestream products are covered by U.S. and foreign patents, issued and pending. Information in this publication supersedes that in all previously published material. Specification and price change privileges reserved. TELESTREAM is a registered trademark of Telestream, LLC. All other trade names referenced are the service marks, trademarks, or registered trademarks of their respective companies.

11 Apr 2018 2PW-24416-14

