




Wirecast Example Setups

There are many ways to set up Wirecast. Here are just a few.

Basic | Webcam + computer

The easiest way to get started broadcasting to Facebook, Youtube or other popular live streaming sites. Great for single camera broadcasts with slides, presentations and product demos, vlogs and talkshows.



TIP!

Bring in a live guest or two with Wirecast Rendezvous!

Wirecast Basic Setup

- 1 x Computer (Mac or Windows)
- 1 x Webcam
- 1 x Wirecast Studio

Tried & True (HD):

- 1 MacBook Pro OS 10.12 Sierra or Alienware PC
- 1 Built-in Facetime web camera or Logitech C920
- 1 Wirecast Studio

Suggested Stream Resolutions:

Standard Definition (SD):

- Broadcast stream: 640x360 @ 25/25/30FPS PAL/NTSC (Flash, WM, H.264)
- Local recording: 640x360 @ 25/25/30FPS PAL/NTSC (Flash, WM, H.264)

High Definition (HD):

- Broadcast stream: 1280x720 @ 25/25/30FPS PAL/NTSC (Flash, WM, H.264)
- Local recording: 1280x720 @ 25/25/30FPS PAL/NTSC (Flash, WM, H.264)

Suggested SD/HD Webcams (USB & built-in):

- Apple iSight, Facetime
- Logitech C910, C920
- Microsoft LifeCam Cinema, 3K, 5K

Suggested USB Microphones:

- Audio Technica ATR2100
- Blue Yeti
- Built-in microphone (many computers and webcams come with built-in microphones)

Minimum Suggested Internet Connection:*

For SD Broadcast: (3Mbps download / 1.5Mbps upload)

For HD Broadcast: (5Mbps download / 5Mbps upload)

* Your broadcast bitrate should be no higher than ½ your upload speed limit to allow for peaks in the variable bitrate encoding.

Minimum Suggested Computer:*

Mac:

- OS: 10.11 or later
- CPU: Intel i5 Dual-core Processor or better
- Memory: 8GB DDR3 RAM or better
- Graphics: GeForce or Radeon 1GB or better PCIe card with 3D acceleration or Integrated Intel Iris Pro
- Hard Drive: free space available for recording**

PC/Windows:

- OS: Windows 7 or later (64-bit)
- CPU: Intel i5 Dual-core Processor or better
- Memory: 8GB DDR3 RAM or better
- Graphics: GeForce or Radeon 1GB or better PCIe card with 3D acceleration or Integrated Intel Iris Pro
- Hard Drive: free space available for recording**

* These are the minimum suggested computer specifications. Please see [Minimum System Requirements](#) for all mandatory minimum specifications.

** It is recommended that you record to a second hard drive dedicated just for that purpose rather than your system hard drive that carries all your applications and user files.




POWER TIP:

Add a USB microphone to make your audio sound awesome!

Intermediate | Computer + capture cards + 2 cameras

This setup example uses nicer cameras (HDMI) and allows live streamers to switch between camera angles and adds a nicer microphone. Perfect for streamers looking to leverage nicer cameras and improve the quality of their live streams.



TIP!

Use your free copy of Titrer Live Express to display Facebook comments on screen!

Wirecast Advanced Setup

- 1 x Computer (Mac or Windows)
- 2-3 x HD cameras + HDMI cables
- 2-3 x capture cards
- 1 x USB microphone* or audio mixer
- 1 x Wirecast Studio

** USB busses are easily overloaded. Plugging 2-3 USB devices such as cameras or microphones, etc. can lead to one or more of them not working.*

Tried & True:

- 1 Macbook Pro, Quad-core i7 or Alienware PC
- 2 Camcorders via HDMI cables
- 2 x Magewell XI100 USB-HDMI, or Blackmagic Design Mini Recorder
- 1 Wirecast Studio
- 1 Blue Yeti USB microphone

Suggested Stream Resolutions:

High Definition (HD) stream: 1280x720 @ 25/30FPS
PAL/NTSC (Flash, WM, H.264)

Local recording:

1920x1080 @ 25/30FPS PAL/NTSC (Flash, WM, H.264)

Suggested Cameras:

Any SD camera with composite, or S-video out and any HD camera with HDMI or HD-SDI outputs should work with a qualified capture card.

[Contact a reseller](#) to discuss current models.

Suggested Capture Cards:

External:

- Blackmagic UltraStudio Mini Recorder
- Magewell HDMI USB 3.0
- Blackmagic Intensity Shuttle for Thunderbolt

Internal:

- Intensity Pro 4K
- DeckLink Mini Recorder

Suggested USB Audio Interfaces:

- TASCAM USB interfaces
- Alesis MultiMix 4
- Behringer Xenyx X1204USB
- Focusrite Scarlett Line

Minimum Suggested Internet Connection:

5Mbps download / 5Mbps upload

Minimum Suggested Computer:*

Mac:


- OS: 10.11 or later
- CPU: Intel i7 Quad-core Processor or better
- Memory: 8GB DDR3 RAM or better
- Graphics: GeForce or Radeon 1GB or better PCIe card with 3D acceleration or integrated Intel Iris Pro
- Hard Drive: free space available for recording**

PC/Windows:

- OS: Windows 7 or later (64-bit)
- CPU: Intel i7 Quad-core Processor or better
- Memory: 8GB DDR3 RAM or better
- Graphics: GeForce or Radeon 1GB or better PCIe card with 3D acceleration or integrated Intel Iris Pro
- Hard Drive: free space available for recording**

** These are the minimum suggested computer specifications. Please see [Minimum System Requirements](#) for all mandatory minimum specifications.*

***Note: It is recommended that you record to a second hard drive dedicated just for that purpose rather than your system hard drive that carries all your applications and user files.*

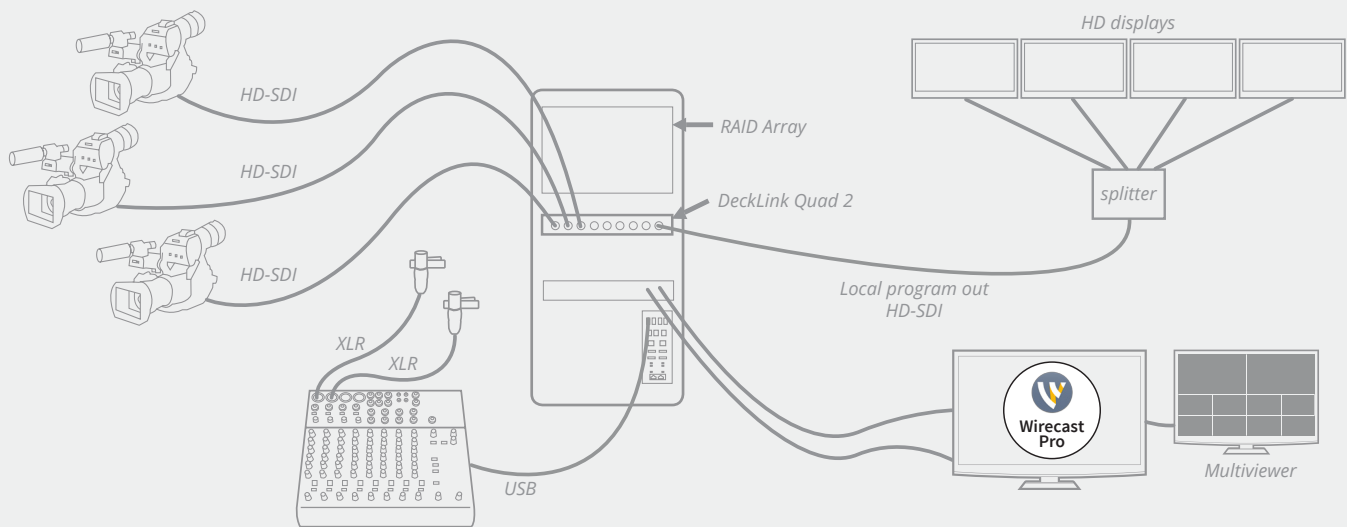


POWER TIP:

If your computer has an Intel integrated graphics chip or an Nvidia graphics card you can use Wirecast's hardware encoding feature and save 15%+ in CPU cycles.

Advanced | Powerful computer + multiple cameras + multiple microphones

For professional or near-professional streamers, this an example of what a very powerful PC or computer would look like hooked up to at least 3 professional SDI cameras, multiple monitors, and running advanced features like ISO recording in Wirecast Pro. Or check out our easy-to-use turnkey system, [Wirecast Gear](#).



TIP!

Don't want to build your own setup? Use Wirecast Gear! It has everything you need. Find out more at www.telestream.net/wirecastgear

Wirecast Professional Setup

- 1 x Computer (Mac or Windows)
- 3+ HD cameras
- 1-3 x capture cards (internal/external)
- 3+ SDI cables and/or HD-SDI to HDMI signal converters
- 1 x splitter
- 1 x USB audio mixer
- 1 x RAID Array
- 1 x Wirecast Pro

Tried & True:

- 1 8-Core Computer , 64-bit Windows 10, with Multiple Hard Drives RAID 0 Array
- 3 camcorders via HD-SDI cables
- 1 Blackmagic Decklink Quad
- 1 Alesis USB Audio mixer
- 1 Wirecast Pro

Suggested Stream Resolutions:

High Definition (HD) Stream: 1920x1080 @ 25/30FPS
PAL/NTSC (Flash, WM, x264, H.264)

Local recording:

1920x1080 @ 25/30FPS PAL/NTSC (Flash, WM, x264, H.264)

Suggested Cameras:

Any SD camera with composite, or S-video out and any HD camera with HDMI or HD-SDI outputs should work with a qualified capture card.

[Contact a reseller](#) to discuss current models.

Suggested Capture Cards:

- Blackmagic DeckLink Duo 2
- AJA Io 4K (external), Thunderbolt port required

Suggested Audio Mixer Brands:

- TASCAM
- Pyle Pro
- Mackie
- Nady
- Behringer
- Alesis

Minimum Suggested Internet Connection:

DSL or (12 Mbps download / 12 Mbps upload)

Minimum Suggested Computer:*

Mac:

- OS: 10.11 or later
- CPU: Intel i7 Quad-core Processor or better (6-12 Core recommended for 1080 ISO, Replay & Graphics)
- Memory: 16GB DDR3 RAM or better
- Graphics: GeForce or Radeon 1GB or better PCIe card with 3D acceleration or Integrated Intel Iris Pro
- Minimum 2 Hard Drives: free space available for recording

PC/Windows:

- OS: Windows 7 or later (64-bit)
- CPU: Intel i7 Quad-core Processor or better
- Memory: 16GB DDR3 RAM or better
- Graphics: GeForce or Radeon 1GB or better PCIe card with 3D acceleration or Integrated Intel Iris Pro
- Minimum 2 Hard Drives: free space available for recording

** These are the minimum suggested computer specifications. Please see [Minimum System Requirements](#) for all mandatory minimum specifications.*



POWER TIP:

Use a Blackmagic or AJA capture card to output your program feed locally over SDI or HDMI (local graphics card monitor output is also available)

