



---

# Video editing and screen recording software for Mac

Everything you need to make the perfect screencast

---

**Telestream ScreenFlow®** is award-winning, powerful video editing and screen recording software for Mac that lets you create high-quality software or iOS demos, gamecasts, professional video tutorials, in-depth video training, and dynamic presentations.

Easily create and publish your content with the most powerful capture and editing software. Simultaneous screen, camera and mic recording, a customizable title library, video filters and multi-app recording allow you to quickly produce professional videos for any audience. Save your masterpiece for nearly any device, or send to social media, websites or the cloud with a few clicks. Sharing stories on education, gaming, business, hobbies and more has never been easier or faster!

## Record

5K display? No problem. Apple Silicon Mac? We have you covered there too. Capture any part of your screen or just capture everything on multiple monitors. Our efficient algorithm enables the best full-screen, high-resolution screen capture with brilliant detail, while keeping file sizes low. Then you can zoom in on key areas during your video to give even better detail for your audience.

# Record. Edit. Share.

In addition to screen capture, you can simultaneously record from your built-in webcam or attached cameras and microphones. Add up to 16 channels of additional audio, including your microphone, and optionally record audio from each application separately or from your DAW directly.

You can also record your iPhone, iPod or iPad screen right into ScreenFlow, all at the same time.

Need to record a webinar, and don't want to stick around till the end? With ScreenFlow's Recording Timer feature, you can set the duration of time you want ScreenFlow to record. When the time period has elapsed, ScreenFlow will stop recording and launch the editor window.

## Edit

When you're done recording, the easy-to-use editing interface with customizable toolbar opens so you can start adjusting and revising your video in resolutions up to 8K.

Easily trim and cut your clips in the clip editor, then drop them into the layer-based timeline. You can also drag-and-drop additional images, or pre-recorded audio or video into your project. Add animated text and music; add transitions between clips; highlight areas of your screen, add mouse-click effects and pinch and swipe touch callouts; show key strokes, draw shapes to direct attention on-screen, and add zoom & pan effects.

Additionally, closed captioning support, chroma key and machine learning powered background removal support, video and audio filters including Adobe® Cube Look-Up Table import, nested timelines, Styles, Templates, a built-in Stock Media Library, powerful motion animations and a titling engine with many customizable motion backgrounds and lower thirds, are just a few of the touches that make ScreenFlow editing easy and powerful.

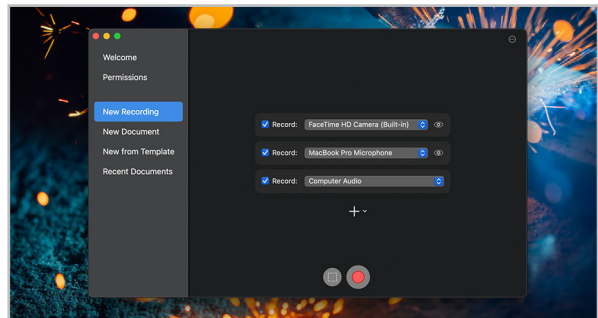
## Share

When you're done editing, ScreenFlow lets you share your video with everyone, everywhere.

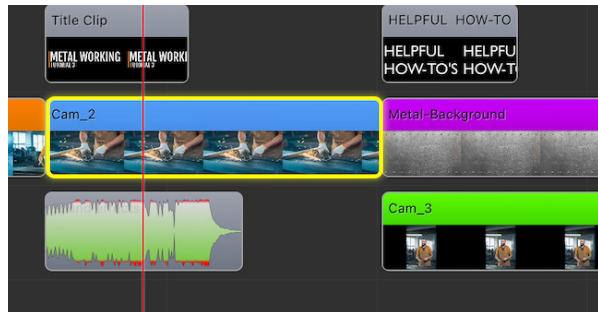
Choose from a number of preset export settings for optimal quality (such as Web, iPhone, iPad export setting and more). Export a small part of you video as an animated .GIF you can share on social media or via email. You can also create your own customized settings and save them for future use. ScreenFlow uses the popular x264 codec for significantly increased quality

and speed of H.264 exports, with easy options optimized for both Intel® Quick Sync® and Apple Silicon Hardware accelerated encoding as well as multi-pass. Your exported movies will be MP4, MOV or M4V files, and you can even batch encode files to save time.

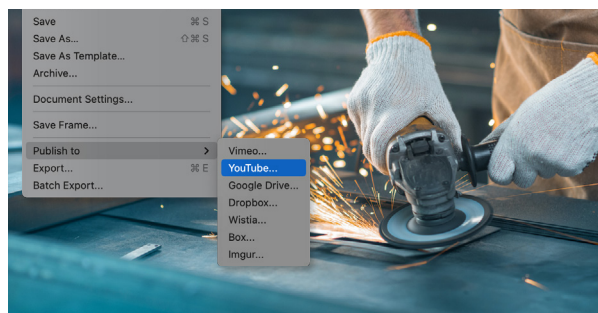
To save time, you can also use the Publish To... options in ScreenFlow. In just a few clicks you can export and upload your video or .GIFs directly to your accounts on YouTube, Vimeo, Wistia, Imgur, Box, Dropbox or Google Drive. ScreenFlow will export and save your project and then the upload manager will complete your upload in the background, so you can get back to work on your timeline quickly.



Record



Edit



Share

## Show Your Software

### Software or website developers:

ScreenFlow provides all the elements needed to create professional-looking product demonstrations of software applications or online games. Easily record a demonstration of your software application with audio separate from other applications and the system and even separate video. Highlight areas of interest, show mouse pointers clearly and smoothly, add text, then edit any element as needed and save it as a video ready to be shared with the world.

## Demo Your iPhone App or Game

### iPhone developers:

ScreenFlow is a great tool to show off your iPhone and iOS applications. Record your device's screen directly in to ScreenFlow, mimic finger gestures such as press, pinch and swipe with Touch Callouts. Edit and export and you've got a quick, professional-looking video demo of your iPhone application that you can use to spread the word about your great new app! Use the App Preview export preset to export a video that adheres to Apple's specifications for Preview on the Mac App Store.

## Create Promotional Videos

### Marketers:

ScreenFlow is a perfect tool to help marketers and bloggers create and edit promotional videos. Combine screen recorded video with Keynote or PowerPoint presentations, screen record Skype interviews with participant audio and video only, or create Picture-in-Picture video with your iSight camera and a second video camera. Add in images, recorded video, a soundtrack, and you've got a polished-looking video promotion.

## Educate Your Students

### Educators:

Flip your classroom and create stunning online videos. Teachers and online trainers use ScreenFlow to record lectures, tutorials, or rich-media presentations, especially with the ability to capture multiple screens, cameras, microphones and even iPhones simultaneously. Many educators use ScreenFlow to "flip" their classroom – recording high quality video presentations for students to view for homework, and using class time for more personalized learning.

## Train Your Audience

### Professional and corporate trainers:

Use ScreenFlow to provide online, on-demand video training as a cost-effective and flexible alternative to live training. The beauty of ScreenFlow is that you only need to record your message once and students can access the video at any time that fits their schedule.

## Create Epic Content

### Bloggers:

Create epic video content to bring in more blog traffic. The easy-to-use, timeline-based video editing interface is perfect for editing product reviews, recording Skype interviews, creating product demonstrations or producing funny viral content. You can even create Picture-in-Picture video with your iSight camera and a second video camera.

## Edit Your Video

In addition to its screen recording capabilities, ScreenFlow provides an easy-to-use, timeline-based video editing interface perfect for editing promotion videos, home movies, demonstrations, and more. Add in images, recorded video and a soundtrack from your own sources or the built-in Stock Media Library, and you can create your own music video or best picture nominee.

## System Requirements

- Apple Silicon + Intel-based<sup>1</sup> Mac with 64-bit processor – Core i3+ recommended
- Operating Systems:
  - macOS Monterey 12
  - macOS Big Sur 11
  - macOS Catalina 10.15
- Minimum 4 GB RAM
- 20 GB Hard Drive (HDD) or Solid State Drive (SSD)
- Apple macOS approved graphics card<sup>2,3</sup> required

<sup>1</sup>ScreenFlow does not support "Hackintosh" systems

<sup>2</sup>ScreenFlow requires a GPU officially supported by Apple

<sup>3</sup>ScreenFlow does not support NVIDIA "Web Drivers"

## Languages Supported

- English
- French
- German
- Japanese
- Spanish